

3P Power


Passion Profession Perfection



PRODUCT CATALOGUE

MR Series Rectifier

MR Series Rectifier - 3U FRONT ACCESS 5 POSITIONS




KEY FEATURES

- >96% Efficiency Rectifiers
- Full Front Access
- Field Replaceable Controller
- Ethernet Comm. with SNMP
- Remote Monitoring & Control
- -48Vdc 9000W Output Capacity
- 3 LED Alarm/Status Indicators
- 4 Form-C Relay Alarms
- 10 Load & 2 Battery Breakers
- Bulk Feed for External PDU
- LCD Display/Touchpad
- Easy Installation

MODEL	MR35	
OUTPUT CAPACITY	48Vdc / 3000W to 15000W	
Input Parameters		
Voltage (nominal)	1-phase 100-120/200-240Vac (L+N + PE)	
	3-phase 230/400Vac (L1 L2 L3+N + PE)	
Frequency	45 to 66 Hz	
Rectifier Power Factor	>0.99 (typical)	
Protection Devices	Standard: Built-in AC Input MCB, Option: SPD 1Phase or 3Phase	
OUTPUT PARAMETERS		
System Voltage	-48Vdc nominal	
Maximum Capacity	Load	312.5 A
	Battery	200A discharge 1500W charge
No. of Rectifier Slots	5	
DC DISTRIBUTION PARAMETERS		
Loads Circuits	10 x 1A to 63A	
Bulk Feed For External PDU Connection	1 x 250A	
Battery Circuits & Management	2 x 32A to 125A & LVBD @ 200A	
CONFIGURATION AND PHYSICAL INFORMATION		
Numbers of Rectifier per Sub-rack	5 Rectifier Modules	
Approx. Gross Weight (kg) per Sub-rack	16kg	
Dimensions in mm per Sub-rack	442 W x 376 D x 133 H (3U)	

MR Series Rectifier - 3U FRONT ACCESS 5 POSITIONS

M2000 Controller Module



MODEL / PART NUMBER	MRCM00200000 / HE513360
GENERAL INFORMATION	
Operating Voltage	38 ~ 60Vdc
Power Consumption	4W (max)
Operating Environment	-20°C to +6°C, 95% Humidity non-condensing
Display	2.2*, 320 x 240 resolution, 65k Colours TFT
Dimensions in mm	110 W x 130 D x 43 H
IO UNITS	
Number of IO's supported	4
Voltage sensing	Bus Voltage + 5 channels, ± 72V
Current sensing	3 channels, ± 50mV
Temperature sensing	2 channels, -20°C to 100°C
LVD control	3, NO/NC, 10A@60Vdc
Digital Inputs	8, opto-isolated
Relay Outputs	8, NO/NC, 1 form C, 1A @ 48Vdc
COMMUNICATION	
System control bus	2 x CAN V2.0b for communication with rectifiers and system units
Serial bus	2 x RS485, MODBUS RTU master & devise modes
Modern Interface	1 x RS232, modem interface for remote monitoring over GPRS/GSM and SMS alarms
Ethernet	10.100 Base T, MDI/ MDI-X, IP protocols: HTTP, HTTPS, SNMP V2c/V3, SNTP, FTP, IPV4, IPV6 (Static, Stateless & State full, DHCPv6)
USB	USB 2.0 Type A, USB Flash Drive support
Web Interface	HTML5, Java script base secure web interface, encrypted w/TLS
SNMP	SNMP V2c/V3, Get/ Get Bulk/ Set/ TRAPS, multiple user profiles
FUNCTIONS	
Battery	Float, boost and equalize charge modes, configurable battery temperature compensation, manual charge mode
	Low voltage disconnect and under voltage pre-warning
	Back up time and SoC monitoring
	Automatic battery health test, battery isolation for maintenance, symmetry supervision
System	Li-ion battery support, settable charge profiles and communication with battery BMS
	AC voltage measurement, grid power /phase failure detect
	Integrated support for renewable (solar) hybrid system
	Alarm grouping, alarm output mapping and alarm naming
	User configuration analog alarm engine and Boolean logic alarms
	User profile configuration & password protection
Rectifiers	Application and configuration update locally or remotely, offline configuration tool
	Individual rectifier current, temperature and status monitoring
	Power limited walk in, configurable power control in case of controller communication loss
	Linear or cyclic rectifier sleep mode for system efficiency
	Active current sharing and system overload monitoring
LOGS	
Up to 10,000 event logs, performance logs on SD card or internal memory based on user configurable parameters, 1,000 change logs, and energy & run hour logs for grid, battery and DG	
Certifications	
Electromagnetic Compatibility (EMC)	ETSI EN 300 386 V2.1.1
Safety	EN 62368-1:2014

MR Series Rectifier - 3U FRONT ACCESS 5 POSITIONS


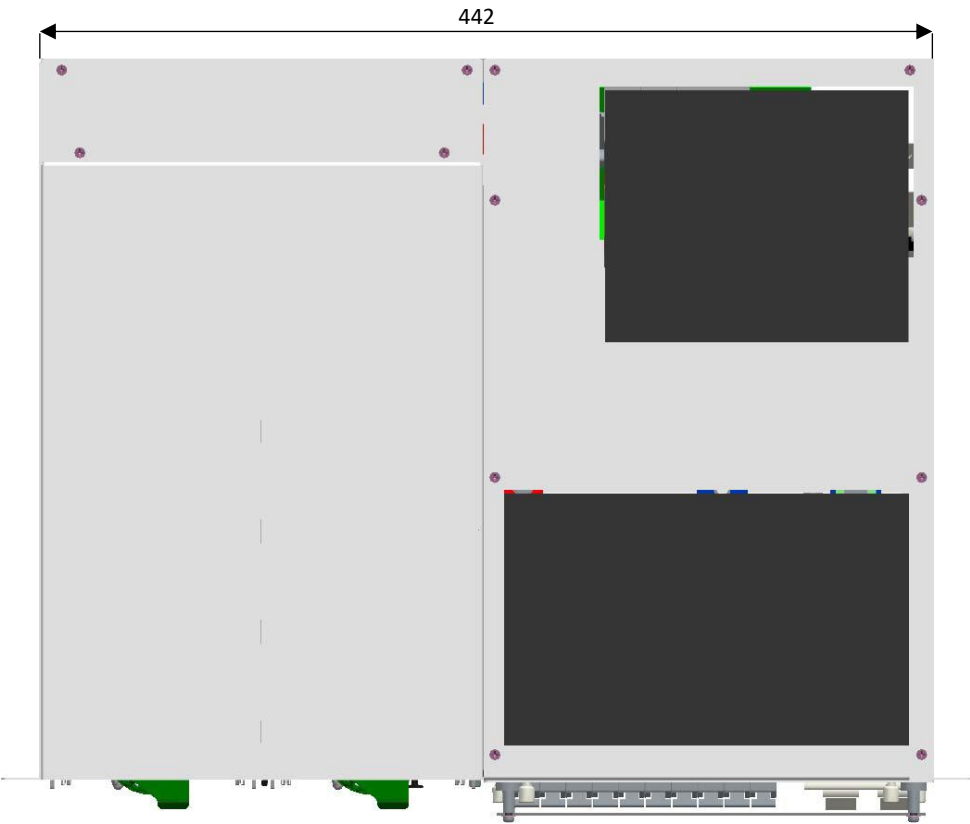

High Efficiency Rectifier Module



MODEL / PART NUMBER	MRM048300000 / HE513381
OUTPUT CAPACITY	48Vdc / 3000W
RECTIFIER MODULE INPUT PARAMETERS	
Input Power Factor	0.99 @ Nominal Input
Input Voltage	90 to 300Vac
Input Current	17.0A @ Minimum Input 185Vac
Input Frequency	45 - 66 Hz
THD	< 5% (50% to 100% Load)
Protection	Off < 85-310Vac < Off
	Self-protection up to 420Vac
	Line & Neutral input fuses
	MOV Transient Protection
RECTIFIER MODULE OUTPUT PARAMETERS	
Adjustable Voltage Range	42.0V - 58.0 V
Output Power	3,000W above 185Vac
Maximum Current	62.5A @ 48Vdc
Current Sharing	± 5% of max. current
Static Voltage Regulation	± 0.5% for 10% - 100% load
Dynamic Voltage Regulation	± 5% for 90% - 10% load
Ripple Noise	< 200mV p-p
Protection	Over voltage shutdown
	Short circuit proof
	Hot-Plugin inrush current limiting
	Over temperature shut-off
	Output fuse
Efficiency	96% peak
COMMUNICATION	
Communication Interface	Can Bus
ENVIRONMENTAL	
Type of Cooling	Fan Cool
Operating Temperature	- 40°C to +75°C
Storage Temperature	- 40°C to +85°C
Humidity	95% Non-condensing
Noise	≤ 55dB
MTBF	>300,000 Hours (25°C ambient)
Safety	EN 62368-1, EN 60950-1, EN 55022 (Class B), EN 55024, EN 300019-1-1/-2/-3, ROHS complied
CONFIGURATION AND PHYSICAL INFORMATION	
Numbers of Rectifier per Sub-rack	3 Rectifier Modules per MR23 Sub-rack
Gross Weight (kg) per Rectifier	2.2kg
Dimensions in mm per Rectifier	106 W x 360 D x 41.5 H
Dimensions in mm per Sub-rack	442 W x 358 D x 89 H (2U)
LED Indication	
Green	No Fault
	Rectifier comm. Ok
	Sleep Mode
Yellow (Alarm)	Input Low/High, rectifier in power de-rate mode, current limit
	Rectifier comm. Fail
Red (Alarm)	Abnormal temp or input shutdown, low o/p voltage alarm, over-voltage
	Rectifier fan fail
Certifications	
Electromagnetic Compatibility (EMC)	ETSI EN 300 386 V2.1.1
Safety	EN 62368-1:2014

MR Series Rectifier - 3U FRONT ACCESS 5 POSITIONS

DETAILED DIMENSIONS – FIXED BRACKET OPTION



Brilliant Series Industrial DC Power Supply

3P Power One Stop Solution



3PPower

Passion Profession Perfection

3P POWER PTE. LTD.

1 Genting Link, #04-02,
Perfect One Building,
Singapore 349518

T +65 6743 1006 & +65 6019 0772

E enquiry@3ppower.com

W www.3ppower.com